



Advanced Manufacturing Labor Market Profile for Muhlenberg County

A Skills Ready Report from



Labor Market

The Muhlenberg County Labor Market consists of Muhlenberg County plus 11 neighboring counties that have a significant number of workers that commute into Muhlenberg County for work via the region’s excellent highway systems. The twelve counties that form the Labor Market are:

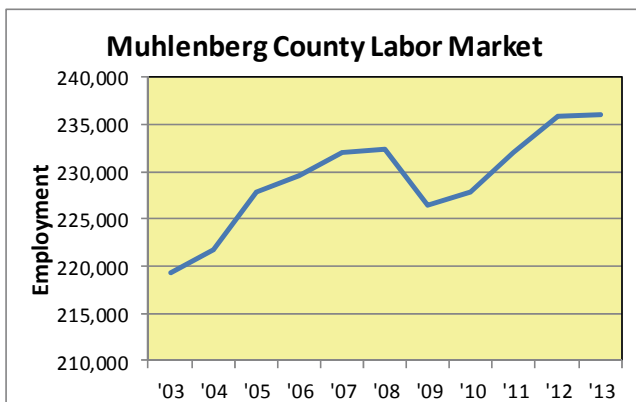
| | | |
|---------|-----------|------------|
| Butler | Caldwell | Christian |
| Daviess | Henderson | Hopkins |
| Logan | McLean | Muhlenberg |
| Ohio | Todd | Webster |

The commutation data used to determine the Labor Market were obtained from the U.S. Census Bureau and the Kentucky Office of Employment and Training.

The Muhlenberg County Labor Market has 236,089 workers. The majority of the Muhlenberg County Labor Market information was obtained from Economic Modeling Specialists Intl. (EMSI), a leader in economic database development and economic modeling. EMSI’s primary source of employment and wage data is the U.S. Bureau of Labor Statistics, and this data is for the fourth quarter of 2013. Other sources of information for this report include ACT and Smart Solutions Group.

Employment in the Muhlenberg County Labor Market Labor Market grew by 16,714 jobs (7.6%) from 2003 to 2013 (see Exhibit 1),.

Exhibit 1: Employment Growth



Employment growth for the Labor Market for this 10-year period was slightly above the growth for the State of Kentucky (7.3%) but below the growth for the U.S. (9.2%).

Industry Sector Employment

The largest Industry Sector in the Muhlenberg County Labor Market is Government, which employs 28.4% of the Labor Market’s workers. The Federal Government accounts for over 60% of the employment (40,759 workers) in the Government Sector. Manufacturing is the second largest sector in the Labor Market followed by Retail Trade and Health Care & Social Assistance (see Exhibit 2).

Exhibit 2: Industry Sector Employment

| Industry Cluster | Jobs | % |
|--|--------|-------|
| Government | 66,938 | 28.4% |
| Manufacturing | 25,855 | 11.0% |
| Retail Trade | 21,507 | 9.1% |
| Health Care & Social Assistance | 19,311 | 8.2% |
| Accommodation & Food Service | 13,423 | 5.7% |
| Other Services | 12,683 | 5.4% |
| Administrative & Support & Waste Management & Remediation Services | 11,328 | 4.8% |
| Agriculture, Forestry, Fishing & Hunting | 10,662 | 4.5% |
| Construction | 9,726 | 4.1% |
| Finance & Insurance | 7,671 | 3.2% |
| Transportation & Warehousing | 7,054 | 3.0% |
| Professional, Scientific, & Technical Services | 6,482 | 2.7% |

Over the past 10 years, Government had the greatest increase in jobs (11,012 jobs), followed by Administrative & Support Services (3,057 jobs), Accommodations & Food Service (2,729 jobs), and Mining, Quarrying, & Oil & Gas Extraction (2,482 jobs).

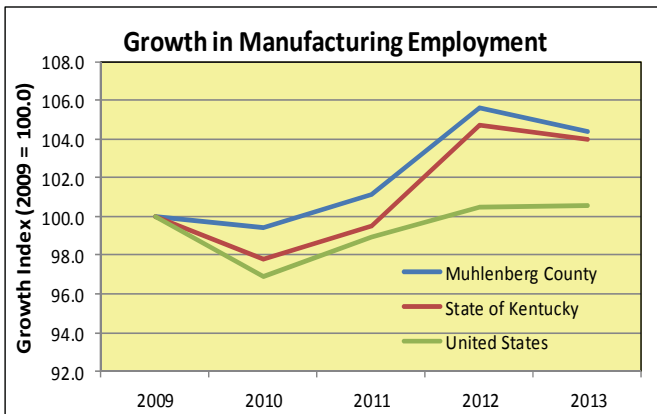
Median Earnings per Worker in the Muhlenberg County Labor Market (\$43,653) is nearly \$8,000 below the median earnings per worker for the national workforce (\$51,502).

Advanced Manufacturing

In 2013, Muhlenberg County Labor Market employment in the Manufacturing Sector was 25,855 or 11.0% of total Labor Market employment, which is 60% higher than the percentage for Manufacturing in the entire nation (6.9%) and similar to the percentage for the State of Kentucky (11.1%).

From 2003 to 2013, Manufacturing employment declined by -15.9% in the State and -16.3% in the U.S, while Manufacturing employment in the Muhlenberg County Labor Market declined by -21.8%. Since 2009, Manufacturing for the Muhlenberg County Labor Market has grown at a rate of 4.4%, which is higher than the 0.6% rate for the U.S. and slightly higher than the 4.0% rate for the State of Kentucky (see Exhibit 3).

Exhibit 3: Manufacturing Growth



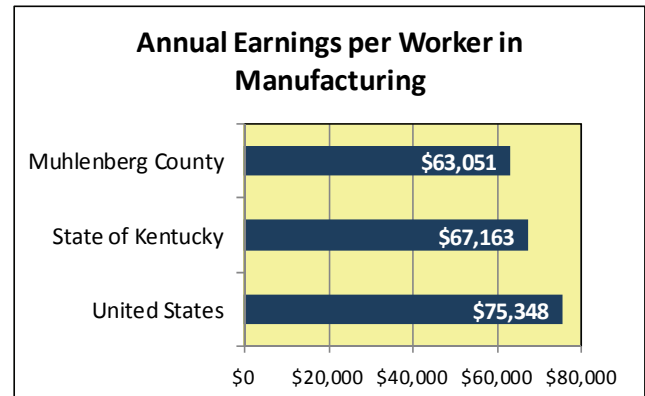
The five largest industry groups in the Manufacturing cluster account for 66% of cluster employment and the 10 largest account for 88%. The top ten Manufacturing industries are shown in Exhibit 4.

Exhibit 4: Top 10 Manufacturing Industries

| NAICS Code | Manufacturing Industry Group | Employment |
|------------|--|------------|
| 311 | Food Manufacturing | 5,972 |
| 336 | Transportation Equipment Manufacturing | 4,081 |
| 331 | Primary Metal Manufacturing | 3,128 |
| 332 | Fabricated Metal Product Manufacturing | 2,027 |
| 333 | Machinery Manufacturing | 1,740 |
| 326 | Plastics and Rubber Products Manufacturing | 1,699 |
| 325 | Chemical Manufacturing | 1,304 |
| 321 | Wood Product Manufacturing | 1,251 |
| 312 | Beverage and Tobacco Product Manufacturing | 790 |
| 322 | Paper Manufacturing | 770 |

Annual earnings per worker in Manufacturing for the Labor Market is more than \$4,000 below the earnings in Manufacturing in the State and more than \$12,000 below the earnings in the U.S. (see Exhibit 5). This shows that the Muhlenberg County Labor Market has a very affordable Manufacturing Workforce.

Exhibit 5: Manufacturing Earnings



Food Manufacturing

The largest industry group in Manufacturing is Food Manufacturing/Processing. **With nearly 6,000 workers, Food Manufacturing accounts for 23% of the Labor Market’s employment in Manufacturing and 2.5% of the total employment in the Labor Market, which is triple the percentage for this industry group nationally. Labor Market employment in Food Manufacturing has grown by 23% from 2003 to 2013.**

Earnings per working in Food Manufacturing in the Labor Market is \$50,659, which is below this industry group’s earnings in the State (\$51,177) and in the nation (\$51,903).

Transportation Equipment Manufacturing

Over 4,000 workers are employed in Transportation Equipment Manufacturing in the Muhlenberg County Labor Market. In the Labor Market, this industry group accounts for 15.8% of Manufacturing employment and 1.7% of total employment, which is double the national employment percentage for this industry group.

The Labor Market’s earnings per worker in this industry group (\$58,771) is nearly \$14,000 below the

earnings for the State of Kentucky (\$72,585) and nearly \$28,000 below the U.S. earnings (\$86,437).

Primary Metal Manufacturing

With over 3,000 workers, Primary Metal Manufacturing is the third largest Manufacturing industry group and this industry group accounts for 12% of Manufacturing employment in the Labor Market. This industry group represents 1.3% of the total employment in the Labor Market, and this percentage is six times the national percentage for Primary Metal Fabrication in the total workforce.

The earnings per worker in the Labor Market (\$72,960), which is significantly less than in the State (\$78,041) and U.S. (\$78,718).

Fabricated Metal Products Manufacturing

There are over 2,000 workers in the Muhlenberg Labor Marketing working in Fabricated Metal Products. Employment in this industry group has been relatively stable over the past ten years. Earnings per worker in Fabricated Metal Products is less in the Labor Market (\$57,919) than in the State (\$59,087) and nation (\$62,992).

Machinery Manufacturing

Employment in Machinery Manufacturing has been relatively stable over the past ten years and 2013 employment was 1,740. Earnings per worker in this industry group was \$57,727, which is significantly below the earnings for this group in Kentucky (\$73,448) and the U.S. (\$79,013).

Production Occupations

The U.S. Department of Labor includes 108 Production occupations in their Standard Occupational Classification (SOC) system. There are over 21,000 Production workers in the Labor Market. The largest Production occupations in the Muhlenberg County Labor Market Labor Market can be seen in Exhibit 6.

Employment and wage information for all occupations in the Manufacturing cluster in the Muhlenberg County Labor Market can be seen in Appendix A. There is also a comparison of the wages in the Labor Market with the State of Kentucky and the United States. In addition, each occupation contains the number of workers in other Production occupations that have the foundational skills that are equal to or greater than the skills required for the occupation.

To determine the production occupations with Compatible Skills, the skills identified through ACT’s WorkKeys/National Career Readiness Certificate (NCRC) were used. The number of workers with Compatible Skills provides an indication of the number of workers with experience in Manufacturing that can be trained relatively quickly for another occupation in the cluster with some specific job training.

Exhibit 6: Top 15 Production Occupations

| Manufacturing Occupation | No. of Jobs | Median Wage |
|--|-------------|-------------|
| Team Assemblers | 2,890 | \$13.22 |
| First-Line Supervisors - Production | 1,275 | \$27.81 |
| Helpers - Production Workers | 1,083 | \$11.40 |
| Inspectors, Testers, Sorters, Samplers, and Weighers | 1,078 | \$15.47 |
| Assemblers and Fabricators | 1,025 | \$12.83 |
| Welders, Cutters, Solderers, & Brazers | 904 | \$17.47 |
| Machinists | 902 | \$20.00 |
| Meat, Poultry, & Fish Cutters & Trimmers | 761 | \$11.10 |
| Packaging and Filling Machine Operators & Tenders | 715 | \$13.74 |
| Production Workers, All Other | 634 | \$10.34 |
| Cutting, Punching, & Press Machine Setters, Operators, & Tenders | 504 | \$14.88 |
| Molding, Coremaking, & Casting Machine Setters, Operators, & Tenders | 484 | \$13.05 |
| Metal-Refining Furnace Operators & Tenders | 478 | \$18.68 |
| Sewing Machine Operators | 462 | \$9.45 |
| Computer-Controlled Machine Tool Operators | 413 | \$18.86 |

The median earnings for Production workers in the Labor Market is \$15.72 per worker, which is similar to the median earnings for Kentucky (\$15.16) and the U.S. (\$15.57).

With nearly 26,000 workers in Production occupations, Muhlenberg County Labor Market offers a large supply of skilled Advanced Manufacturing Production workers at wages similar to those paid across Kentucky and the nation.

Education and Training

All twelve counties in the Labor Market had a high school graduation rate greater than the rate for the entire nation (see Exhibit 7). Only one county in the Labor Market had a high school graduate rate below the rate for the entire State of Kentucky. Muhlenberg County had the highest graduation rate - 89.9% - in the Labor Market.

Exhibit 7: High School Graduation Rate

| County | 2011 High School Graduation Rate |
|-------------------|----------------------------------|
| Muhlenberg | 89.9% |
| Caldwell | 86.1% |
| Todd | 85.4% |
| Logan | 84.4% |
| Daviess | 84.3% |
| Webster | 82.0% |
| Henderson | 81.5% |
| Hopkins | 81.0% |
| McLean | 79.1% |
| Christian | 78.9% |
| Butler | 78.4% |
| Ohio | 75.3% |
| State of Kentucky | 78.0% |
| United States | 74.7% |

There are four community colleges located in the Labor Market as well as six four-year college and university campuses. Exhibit 8 shows the number of degrees and certificates awarded in 2012 by the community colleges in the Muhlenberg County La-

bor Market that prepare students for careers in Advanced Manufacturing.

Exhibit 8: 2012 Community Colleges Completions

| Program | Degrees | Certificates | Total Completions |
|---|---------|--------------|-------------------|
| Engineering Technology | 10 | 67 | 77 |
| Electromechanical & Instrumentation & Maintenance | 13 | 7 | 20 |
| Mining Technology/Technician | 3 | 20 | 23 |
| Drafting & Design Technology/Technician | 0 | 36 | 36 |
| Biology Technician/Biotechnology Lab Technician | 2 | 1 | 3 |
| Electrician | 43 | 275 | 318 |
| HVAC Technology/Technician | 3 | 59 | 62 |
| Industrial Mechanics & Maintenance Technology | 4 | 60 | 64 |
| Machine Shop Technology | 5 | 52 | 57 |
| Welding Technology/Welder | 0 | 65 | 65 |

Kentucky has grant funds and investment tax credits available for customized business and industry-specific training programs through the Bluegrass State Skills Corporation .

Summary

Muhlenberg County Labor Market offers companies in Advanced Manufacturing:

- **A highly skilled Production workforce**
- **Very good K-12 educational systems and post-secondary institutions**
- **Customized job training programs**



50 Career Way,
 Central City, K 42330
 (270) 338-4102
 ken@mafpu.org

Appendix: Production Occupations

| SOC Code | Occupation | Muhlenberg County Labor Market Jobs | Labor Market Production Workers with Compatible Skills | Median Hourly Wage - 2012 | | | Muhlenberg County Labor Market Wage - 2012 | | |
|--|---|-------------------------------------|--|---------------------------|-------------|---------------|--|-----------------|-----------------|
| | | | | Labor Market | State of KY | United States | 25th Percentile | 50th Percentile | 75th Percentile |
| Supervisors of Production Workers | | | | | | | | | |
| 51-1011 | First-Line Supervisors of Production and Operating Workers | 1,275 | 4,278 | \$27.81 | \$23.97 | \$25.41 | \$22.23 | \$27.81 | \$35.97 |
| Assemblers and Fabricators | | | | | | | | | |
| 51-2011 | Aircraft Structure, Surfaces, Rigging, and Systems Assemblers | 14 | NA | \$20.38 | \$18.62 | \$22.22 | \$15.82 | \$20.38 | \$27.86 |
| 51-2021 | Coil Winders, Tapers, and Finishers | 59 | NA | \$16.62 | \$14.30 | \$14.83 | \$15.24 | \$16.62 | \$18.74 |
| 51-2022 | Electrical and Electronic Equipment Assemblers | 95 | 10,944 | \$16.56 | \$14.04 | \$13.96 | \$13.58 | \$16.56 | \$19.69 |
| 51-2023 | Electromechanical Equipment Assemblers | 33 | 11,006 | \$14.57 | \$14.93 | \$15.26 | \$12.15 | \$14.57 | \$17.51 |
| 51-2031 | Engine and Other Machine Assemblers | 16 | 11,023 | \$16.36 | \$19.11 | \$17.51 | \$13.30 | \$16.36 | \$20.72 |
| 51-2041 | Structural Metal Fabricators and Fitters | 53 | 10,986 | \$17.15 | \$15.08 | \$16.91 | \$14.60 | \$17.15 | \$19.65 |
| 51-2091 | Fiberglass Laminators and Fabricators | 27 | NA | \$13.68 | \$15.99 | \$13.99 | \$11.65 | \$13.68 | \$16.20 |
| 51-2092 | Team Assemblers | 2,890 | NA | \$13.22 | \$14.50 | \$13.40 | \$10.89 | \$13.22 | \$16.37 |
| 51-2093 | Timing Device Assemblers and Adjusters | 3 | NA | NA | \$9.14 | \$12.47 | NA | NA | NA |
| 51-2099 | Assemblers and Fabricators, All Other | 1,025 | NA | \$12.83 | \$10.98 | \$12.74 | \$10.72 | \$12.83 | \$15.03 |
| Food Processing Workers | | | | | | | | | |
| 51-3011 | Bakers | 159 | 10,880 | \$11.76 | \$9.71 | \$10.88 | \$9.22 | \$11.76 | \$13.89 |
| 51-3021 | Butchers and Meat Cutters | 149 | 12,702 | \$17.51 | \$13.30 | \$13.73 | \$13.55 | \$17.51 | \$21.50 |
| 51-3022 | Meat, Poultry, and Fish Cutters and Trimmers | 761 | NA | \$11.10 | \$10.22 | \$10.99 | \$9.69 | \$11.10 | \$12.71 |
| 51-3023 | Slaughterers and Meat Packers | 302 | NA | \$12.09 | \$10.74 | \$11.71 | \$10.19 | \$12.09 | \$14.58 |
| 51-3091 | Food and Tobacco Roasting, Baking, and Drying Machine Operators and Tenders | 60 | 5,493 | \$20.46 | \$13.75 | \$13.67 | \$16.51 | \$20.46 | \$26.11 |
| 51-3092 | Food Batchmakers | 329 | 8,207 | \$17.18 | \$15.43 | \$12.76 | \$15.08 | \$17.18 | \$19.13 |
| 51-3093 | Food Cooking Machine Operators and Tenders | 73 | 5,480 | \$18.59 | \$13.99 | \$12.67 | \$15.28 | \$18.59 | \$22.67 |
| 51-3099 | Food Processing Workers, All Other | 281 | NA | \$15.13 | \$13.27 | \$11.48 | \$11.67 | \$15.13 | \$21.08 |

Production Occupations—*continued*

| SOC Code | Occupation | Muhlenberg County Labor Market Jobs | Labor Market Production Workers with Compatible Skills | Median Hourly Wage - 2012 | | | Muhlenberg County Labor Market Wages - 2012 | | |
|--|---|-------------------------------------|--|---------------------------|-------------|---------------|---|-----------------|-----------------|
| | | | | Labor Market | State of KY | United States | 25th Percentile | 50th Percentile | 75th Percentile |
| Metal Workers and Plastic Workers | | | | | | | | | |
| 51-4011 | Computer-Controlled Machine Tool Operators, Metal and Plastic | 413 | 5,140 | \$18.86 | \$15.68 | \$17.10 | \$15.05 | \$18.86 | \$22.87 |
| 51-4012 | Computer Numerically Controlled Machine Tool Programmers, Metal and Plastic | 15 | 38 | \$20.05 | \$21.39 | \$22.06 | \$16.08 | \$20.05 | \$25.23 |
| 51-4021 | Extruding and Drawing Machine Setters, Operators, and Tenders, Metal and Plastic | 249 | NA | \$18.31 | \$16.82 | \$15.54 | \$16.39 | \$18.31 | \$20.28 |
| 51-4022 | Forging Machine Setters, Operators, and Tenders, Metal and Plastic | 108 | NA | \$17.13 | \$17.33 | \$16.37 | \$14.47 | \$17.13 | \$20.20 |
| 51-4023 | Rolling Machine Setters, Operators, and Tenders, Metal and Plastic | 75 | 5,478 | \$21.25 | \$18.75 | \$17.98 | \$17.66 | \$21.25 | \$23.90 |
| 51-4031 | Cutting, Punching, and Press Machine Setters, Operators, and Tenders, Metal and Plastic | 504 | 10,535 | \$14.88 | \$14.34 | \$14.27 | \$12.21 | \$14.88 | \$18.28 |
| 51-4032 | Drilling and Boring Machine Tool Setters, Operators, and Tenders, Metal and Plastic | 38 | NA | \$14.34 | \$15.92 | \$16.32 | \$11.53 | \$14.34 | \$17.34 |
| 51-4033 | Grinding, Lapping, Polishing, and Buffing Machine Tool Setters, Operators, and Tenders, Metal and Plastic | 154 | 5,978 | \$16.27 | \$16.94 | \$15.20 | \$12.52 | \$16.27 | \$19.34 |
| 51-4034 | Lathe and Turning Machine Tool Setters, Operators, and Tenders, Metal and Plastic | 57 | 5,496 | \$18.35 | \$17.77 | \$17.57 | \$15.81 | \$18.35 | \$22.52 |
| 51-4035 | Milling and Planing Machine Setters, Operators, and Tenders, Metal and Plastic | 65 | 6,067 | \$12.27 | \$11.21 | \$17.45 | \$10.30 | \$12.27 | \$16.02 |
| 51-4041 | Machinists | 902 | 4,651 | \$20.00 | \$19.49 | \$18.90 | \$16.51 | \$20.00 | \$23.49 |
| 51-4051 | Metal-Refining Furnace Operators and Tenders | 478 | NA | \$18.68 | \$19.78 | \$18.70 | \$14.47 | \$18.68 | \$21.80 |
| 51-4052 | Pourers and Casters, Metal | 116 | NA | \$16.11 | \$18.13 | \$16.37 | \$13.35 | \$16.11 | \$20.14 |
| 51-4061 | Model Makers, Metal and Plastic | 7 | NA | NA | \$19.86 | \$22.04 | NA | NA | NA |
| 51-4062 | Patternmakers, Metal and Plastic | 6 | NA | NA | \$21.96 | \$20.40 | NA | NA | NA |
| 51-4071 | Foundry Mold and Coremakers | 21 | 12,830 | \$8.71 | \$11.46 | \$14.68 | \$7.87 | \$8.71 | \$10.52 |
| 51-4072 | Molding, Coremaking, and Casting Machine Setters, Operators, and Tenders, Metal and Plastic | 484 | 5,069 | \$13.05 | \$13.00 | \$13.77 | \$10.74 | \$13.05 | \$16.09 |

Production Occupations—continued

| SOC Code | Occupation | Muhlenberg County Labor Market Jobs | Labor Market Production Workers with Compatible Skills | Median Hourly Wage - 2012 | | | Muhlenberg County Labor Market Wages - 2012 | | |
|--|--|-------------------------------------|--|---------------------------|-------------|---------------|---|-----------------|-----------------|
| | | | | Labor Market | State of KY | United States | 25th Percentile | 50th Percentile | 75th Percentile |
| Metal Workers and Plastic Workers—continued | | | | | | | | | |
| 51-4081 | Multiple Machine Tool Setters, Operators, and Tenders, Metal and Plastic | 276 | 5,277 | \$15.85 | \$16.69 | \$16.46 | \$13.26 | \$15.85 | \$18.90 |
| 51-4111 | Tool and Die Makers | 202 | NA | \$21.40 | \$21.31 | \$22.71 | \$18.40 | \$21.40 | \$25.40 |
| 51-4121 | Welders, Cutters, Solderers, and Brazers | 904 | 7,632 | \$17.47 | \$16.65 | \$17.40 | \$14.35 | \$17.47 | \$21.24 |
| 51-4122 | Welding, Soldering, and Brazing Machine Setters, Operators, and Tenders | 99 | 5,454 | \$15.79 | \$16.20 | \$16.62 | \$13.36 | \$15.79 | \$18.30 |
| 51-4191 | Heat Treating Equipment Setters, Operators, and Tenders, Metal and Plastic | 61 | NA | \$15.21 | \$15.72 | \$16.35 | \$13.56 | \$15.21 | \$17.03 |
| 51-4192 | Layout Workers, Metal and Plastic | 12 | NA | \$10.83 | \$15.88 | \$20.29 | \$8.69 | \$10.83 | \$12.50 |
| 51-4193 | Plating and Coating Machine Setters, Operators, and Tenders, Metal and Plastic | 43 | NA | \$13.39 | \$14.72 | \$14.29 | \$11.50 | \$13.39 | \$15.83 |
| 51-4194 | Tool Grinders, Filers, and Sharpeners | 81 | NA | \$10.65 | \$11.63 | \$16.49 | \$8.76 | \$10.65 | \$13.15 |
| 51-4199 | Metal Workers and Plastic Workers, All Other | 75 | 8,461 | \$13.08 | \$17.72 | \$15.16 | \$10.62 | \$13.08 | \$15.73 |
| Printing Workers | | | | | | | | | |
| 51-5111 | Prepress Technicians and Workers | 24 | 11,015 | \$13.94 | \$17.88 | \$17.91 | \$11.58 | \$13.94 | \$16.47 |
| 51-5112 | Printing Press Operators | 138 | 8,398 | \$13.85 | \$16.94 | \$16.32 | \$11.28 | \$13.85 | \$18.93 |
| 51-5113 | Print Binding and Finishing Workers | 55 | 5,498 | \$14.82 | \$15.96 | \$14.37 | \$11.69 | \$14.82 | \$18.46 |
| Textile, Apparel, and Furnishings Workers | | | | | | | | | |
| 51-6011 | Laundry and Dry-Cleaning Workers | 257 | NA | \$8.92 | \$9.37 | \$10.04 | \$8.08 | \$8.92 | \$9.99 |
| 51-6021 | Pressers, Textile, Garment, and Related Materials | 65 | NA | \$8.31 | \$9.17 | \$9.47 | \$7.56 | \$8.31 | \$9.37 |
| 51-6031 | Sewing Machine Operators | 462 | 12,389 | \$9.45 | \$10.27 | \$10.57 | \$8.42 | \$9.45 | \$10.67 |
| 51-6041 | Shoe and Leather Workers and Repairers | 27 | NA | \$10.05 | \$11.59 | \$11.74 | \$9.52 | \$10.05 | \$10.68 |
| 51-6042 | Shoe Machine Operators and Tenders | 0 | NA | \$0.00 | \$23.59 | \$11.69 | \$0.00 | \$0.00 | \$0.00 |
| 51-6051 | Sewers, Hand | 12 | NA | \$8.74 | \$10.49 | \$10.53 | \$7.79 | \$8.74 | \$9.52 |
| 51-6052 | Tailors, Dressmakers, and Custom Sewers | 127 | NA | \$12.02 | \$12.52 | \$12.62 | \$10.61 | \$12.02 | \$13.04 |
| 51-6061 | Textile Bleaching and Dyeing Machine Operators and Tenders | 5 | NA | NA | \$20.08 | \$11.64 | NA | NA | NA |

Production Occupations—continued

| SOC Code | Occupation | Muhlenberg County Labor Market Jobs | Labor Market Production Workers with Compatible Skills | Median Hourly Wage - 2012 | | | Muhlenberg County Labor Market Wages - 2012 | | |
|--|---|-------------------------------------|--|---------------------------|-------------|---------------|---|-----------------|----------------|
| | | | | Labor Market | State of KY | United States | 25th Percentile | 50th Percentile | 5th Percentile |
| Textile, Apparel, and Furnishings Workers - continued | | | | | | | | | |
| 51-6062 | Textile Cutting Machine Setters, Operators, and Tenders | 17 | NA | \$8.60 | \$10.91 | \$11.56 | \$7.57 | \$8.60 | \$10.17 |
| 51-6063 | Textile Knitting and Weaving Machine Setters, Operators, and Tenders | 27 | NA | \$9.21 | \$12.88 | \$12.76 | \$8.13 | \$9.21 | \$10.16 |
| 51-6064 | Textile Winding, Twisting, and Drawing Out Machine Setters, Operators, and Tenders | 19 | NA | \$9.21 | \$14.29 | \$12.43 | \$8.41 | \$9.21 | \$9.87 |
| 51-6091 | Extruding and Forming Machine Setters, Operators, and Tenders, Synthetic and Glass Fibers | 238 | NA | \$12.96 | \$13.22 | \$15.82 | \$10.14 | \$12.96 | \$16.48 |
| 51-6092 | Fabric and Apparel Patternmakers | 5 | NA | NA | \$14.82 | \$19.80 | NA | NA | NA |
| 51-6093 | Upholsterers | 62 | NA | \$11.09 | \$12.37 | \$12.53 | \$10.19 | \$11.09 | \$12.16 |
| 51-6099 | Textile, Apparel, and Furnishings Workers, All Other | 23 | NA | \$9.92 | \$14.31 | \$14.50 | \$8.83 | \$9.92 | \$11.52 |
| Woodworkers | | | | | | | | | |
| 51-7011 | Cabinetmakers and Bench Carpenters | 89 | 6,043 | \$11.80 | \$12.84 | \$14.65 | \$9.91 | \$11.80 | \$14.03 |
| 51-7021 | Furniture Finishers | 24 | NA | \$10.77 | \$12.23 | \$12.81 | \$10.14 | \$10.77 | \$12.03 |
| 51-7031 | Model Makers, Wood | 3 | NA | NA | \$15.42 | \$14.42 | NA | NA | NA |
| 51-7032 | Patternmakers, Wood | 2 | NA | NA | \$22.62 | \$19.13 | NA | NA | NA |
| 51-7041 | Sawing Machine Setters, Operators, and Tenders, Wood | 182 | 8,354 | \$12.49 | \$11.31 | \$13.15 | \$10.09 | \$12.49 | \$15.41 |
| 51-7042 | Woodworking Machine Setters, Operators, and Tenders, Except Sawing | 265 | 12,864 | \$12.89 | \$12.39 | \$13.02 | \$9.83 | \$12.89 | \$15.69 |
| 51-7099 | Woodworkers, All Other | 42 | NA | \$13.54 | \$13.47 | \$13.73 | \$12.27 | \$13.54 | \$14.83 |
| Plant and System Operators | | | | | | | | | |
| 51-8011 | Nuclear Power Reactor Operators | 6 | NA | NA | \$53.10 | \$36.05 | NA | NA | NA |
| 51-8012 | Power Distributors and Dispatchers | 31 | NA | \$33.48 | \$39.02 | \$34.47 | \$27.88 | \$33.48 | \$40.99 |
| 51-8013 | Power Plant Operators | 136 | 69 | \$32.40 | \$31.34 | \$31.79 | \$27.32 | \$32.40 | \$35.95 |
| 51-8021 | Stationary Engineers and Boiler Operators | 34 | 5,519 | \$15.70 | \$17.06 | \$25.75 | \$12.86 | \$15.70 | \$19.70 |
| 51-8031 | Water and Wastewater Treatment Plant and System Operators | 158 | 5,395 | \$16.78 | \$15.77 | \$20.56 | \$14.02 | \$16.78 | \$20.10 |

Production Occupations—continued

| SOC Code | Occupation | Muhlenberg County Labor Market Jobs | Labor Market Production Workers with Compatible Skills | Median Hourly Wage - 2012 | | | Muhlenberg County Labor Market Wages - 2012 | | |
|---|---|-------------------------------------|--|---------------------------|-------------|---------------|---|-----------------|-----------------|
| | | | | Labor Market | State of KY | United States | 25th Percentile | 50th Percentile | 75th Percentile |
| Plant and System Operators - continued | | | | | | | | | |
| 51-8091 | Chemical Plant & System Operators | 69 | 136 | \$28.02 | \$28.56 | \$26.15 | \$22.93 | \$28.02 | \$32.73 |
| 51-8092 | Gas Plant Operators | 72 | NA | \$29.18 | \$27.11 | \$29.39 | \$22.62 | \$29.18 | \$33.63 |
| 51-8093 | Petroleum Pump System Operators, Refinery Operators, and Gaugers | 95 | NA | \$33.95 | \$32.58 | \$29.73 | \$28.54 | \$33.95 | \$37.52 |
| 51-8099 | Plant & System Operators, All Other | 58 | NA | \$30.25 | \$26.54 | \$25.55 | \$28.17 | \$30.25 | \$31.45 |
| Other Production Occupations | | | | | | | | | |
| 51-9011 | Chemical Equipment Operators and Tenders | 134 | 5,419 | \$28.25 | \$22.80 | \$22.64 | \$22.49 | \$28.25 | \$33.11 |
| 51-9012 | Separating, Filtering, Clarifying, Precipitating, and Still Machine Setters, Operators, and Tenders | 131 | 8,405 | \$20.84 | \$21.22 | \$18.55 | \$17.39 | \$20.84 | \$23.45 |
| 51-9021 | Crushing, Grinding, and Polishing Machine Setters, Operators, and Tenders | 105 | 8,431 | \$14.10 | \$17.45 | \$15.38 | \$11.54 | \$14.10 | \$16.58 |
| 51-9022 | Grinding and Polishing Workers, Hand | 44 | 10,995 | \$10.58 | \$13.12 | \$13.52 | \$9.20 | \$10.58 | \$11.73 |
| 51-9023 | Mixing and Blending Machine Setters, Operators, and Tenders | 137 | 5,416 | \$12.99 | \$15.53 | \$16.32 | \$10.89 | \$12.99 | \$15.28 |
| 51-9031 | Cutters and Trimmers, Hand | 14 | 12,837 | \$10.49 | \$12.22 | \$12.02 | \$9.56 | \$10.49 | \$11.63 |
| 51-9032 | Cutting and Slicing Machine Setters, Operators, and Tenders | 267 | 10,772 | \$11.64 | \$13.59 | \$15.27 | \$9.99 | \$11.64 | \$14.87 |
| 51-9041 | Extruding, Forming, Pressing, and Compacting Machine Setters, Operators, and Tenders | 218 | 5,914 | \$14.58 | \$15.03 | \$15.05 | \$12.41 | \$14.58 | \$17.10 |
| 51-9051 | Furnace, Kiln, Oven, Drier, and Kettle Operators and Tenders | 34 | NA | \$13.92 | \$17.31 | \$17.08 | \$11.39 | \$13.92 | \$17.90 |
| 51-9061 | Inspectors, Testers, Sorters, Samplers, and Weighers | 1,078 | 4,475 | \$15.47 | \$15.82 | \$17.08 | \$12.22 | \$15.47 | \$19.65 |
| 51-9071 | Jewelers and Precious Stone and Metal Workers | 81 | NA | \$12.47 | \$13.22 | \$14.92 | \$10.89 | \$12.47 | \$14.83 |
| 51-9081 | Dental Laboratory Technicians | 8 | NA | NA | \$19.70 | \$17.78 | NA | NA | NA |
| 51-9082 | Medical Appliance Technicians | 6 | NA | NA | \$17.62 | \$17.63 | NA | NA | NA |
| 51-9083 | Ophthalmic Laboratory Technicians | 32 | NA | \$10.51 | \$13.44 | \$13.87 | \$8.57 | \$10.51 | \$12.32 |
| 51-9111 | Packaging and Filling Machine Operators and Tenders | 715 | 10,324 | \$13.74 | \$13.34 | \$12.43 | \$10.63 | \$13.74 | \$17.14 |

Production Occupations—continued

| SOC Code | Occupation | Muhlenberg County Labor Market Jobs | Labor Market Production Workers with Compatible Skills | Median Hourly Wage - 2012 | | | Muhlenberg County Labor Market Wages - 2012 | | |
|---|---|-------------------------------------|--|---------------------------|-------------|---------------|---|-----------------|-----------------|
| | | | | Labor Market | State of KY | United States | 25th Percentile | 50th Percentile | 75th Percentile |
| Other Production Occupations—continued | | | | | | | | | |
| 51-9121 | Coating, Painting, and Spraying Machine Setters, Operators, and Tenders | 131 | 8,405 | \$13.43 | \$15.01 | \$14.54 | \$11.34 | \$13.43 | \$15.73 |
| 51-9122 | Painters, Transportation Equipment | 75 | NA | \$17.47 | \$18.59 | \$18.93 | \$14.77 | \$17.47 | \$21.82 |
| 51-9123 | Painting, Coating, and Decorating Workers | 15 | 12,836 | \$12.82 | \$11.62 | \$13.08 | \$12.07 | \$12.82 | \$13.80 |
| 51-9141 | Semiconductor Processors | 3 | NA | NA | \$12.38 | \$16.02 | NA | NA | NA |
| 51-9151 | Photographic Process Workers and Processing Machine Operators | 41 | 5,512 | \$11.19 | \$12.09 | \$12.56 | \$9.73 | \$11.19 | \$12.86 |
| 51-9191 | Adhesive Bonding Machine Operators and Tenders | 14 | 11,025 | \$11.24 | \$13.96 | \$14.34 | \$10.00 | \$11.24 | \$12.75 |
| 51-9192 | Cleaning, Washing, and Metal Pickling Equipment Operators and Tenders | 25 | 12,826 | \$10.94 | \$12.80 | \$12.60 | \$8.91 | \$10.94 | \$13.17 |
| 51-9193 | Cooling and Freezing Equipment Operators and Tenders | 13 | 12,646 | \$11.90 | \$13.06 | \$13.96 | \$10.25 | \$11.90 | \$13.78 |
| 51-9194 | Etchers and Engravers | 13 | NA | \$14.78 | \$14.72 | \$17.22 | \$13.46 | \$14.78 | \$15.92 |
| 51-9195 | Molders, Shapers, and Casters, Except Metal and Plastic | 38 | 8,498 | \$12.69 | \$12.55 | \$14.06 | \$11.18 | \$12.69 | \$14.49 |
| 51-9196 | Paper Goods Machine Setters, Operators, and Tenders | 111 | 8,425 | \$16.98 | \$18.24 | \$16.68 | \$13.37 | \$16.98 | \$19.26 |
| 51-9197 | Tire Builders | 3 | NA | NA | \$11.03 | \$19.81 | NA | NA | NA |
| 51-9198 | Helpers--Production Workers | 1,083 | 11,725 | \$11.40 | \$10.49 | \$10.96 | \$9.28 | \$11.40 | \$15.66 |
| 51-9199 | Production Workers, All Other | 634 | 7,902 | \$10.34 | \$11.81 | \$13.60 | \$9.27 | \$10.34 | \$12.23 |